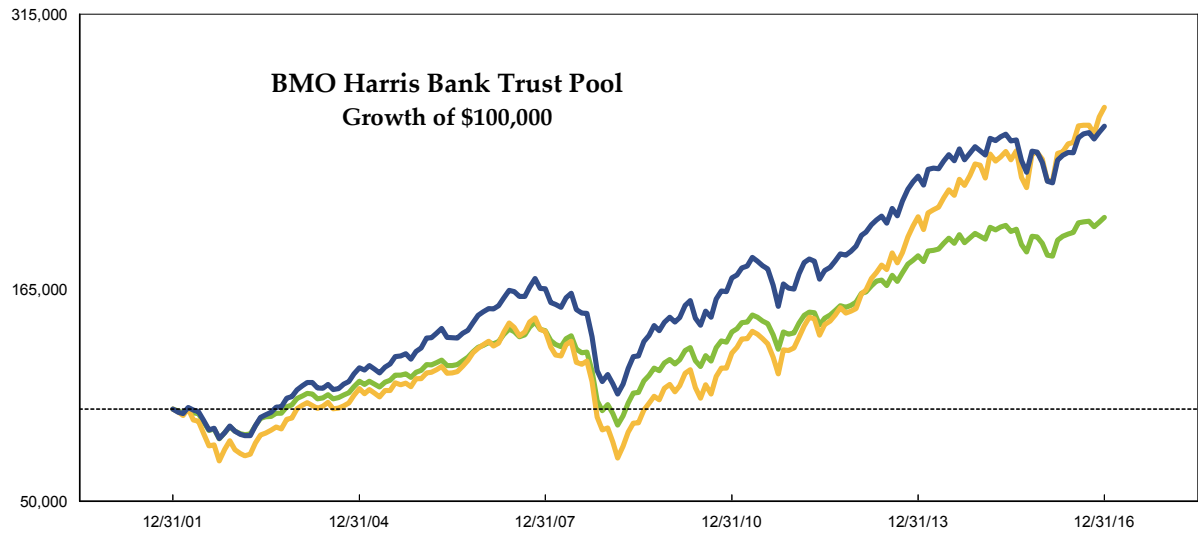







Greater Milwaukee
FOUNDATION
greater together



Historical Returns for periods ending 12/31/2016

	1 year	3 year	5 year	7 year	10 year	15 year
 BMO Harris Bank Trust Pool	8.4	3.9	9.0	7.8	5.2	6.4
 Morningstar Moderate Allocation	7.4	3.7	7.6	7.0	4.3	4.9
 S&P 500	12.0	8.9	14.7	12.8	6.9	6.7