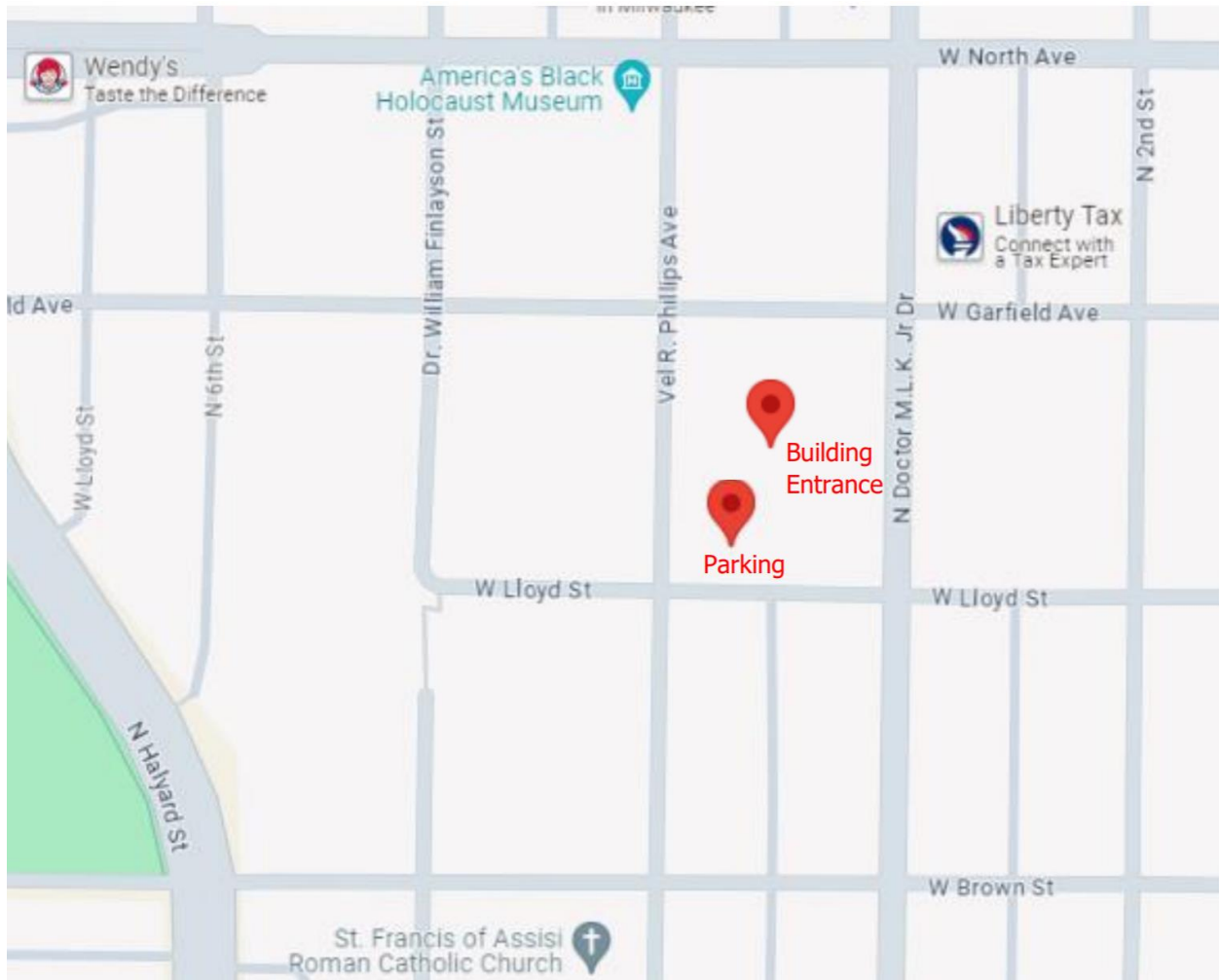



ThriveOn King directions: A guide to parking and Foundation headquarters

Mailing Address: 2153 N. Dr. Martin Luther King Jr. Dr., Suite 4000 (4th floor)

Parking structure and building entrance address: 320 W. Lloyd St. It is on the corner of W. Lloyd St and Vel R. Phillips Ave.



Directions	Visual cues
<p>The parking structure entrance and exit are located on West Lloyd St. between MLK Drive and Vel R. Phillips Ave.</p>	

To enter the parking structure, press the intercom button to connect with security. Please be prepared to state your name and the person or organization you're meeting with. When the information is confirmed, the arm will lift. Park wherever you see available space.

Please note, some of the parking spots on the first floor are reserved for Versiti.



Once parked, walk to the northeast corner to take the stairs or elevator down to the ground level.







The building entrance is directly across from the parking structure. Cross the alleyway and enter the vestibule through the glass doors.



When you enter, check in with security at the reception desk to your left. They will help you access the fourth floor.



<p>To take the elevator, walk left past the reception desk.</p> <p>Elevators are to the right of the reception desk.</p> <p>A staff member may be present to take you to the fourth floor, otherwise a security member will assist you.</p>	 A photograph of an elevator lobby. Two sets of elevators with metallic doors are visible. A central pillar has some notices attached to it. The floor is light-colored carpet.
<p>The elevator opens to the Foundation's reception area on the fourth floor.</p> <p>A receptionist or staff member will be present to direct you to your meeting and answer questions.</p>	 A photograph of a modern reception area. In the foreground, there is a colorful patterned sofa and two green chairs on a striped rug. In the background, a reception desk is visible against a dark blue wall.
<p>Staircase option</p>	
<p>To take the stairs to the fourth floor, take a right past the mailboxes.</p> <p>Please note, a key card is required to access the fourth floor via the stairs.</p>	 A photograph of a hallway. On the right wall, there is a bank of mailboxes. A doorway at the end of the hallway is marked with a red 'EXIT' sign. A framed picture hangs on the left wall.
<p>Look for staircase C.</p>	 A photograph of a doorway leading to a staircase. A sign on the wall to the right of the doorway reads 'STAIR C'. There are some notices posted on the wall.

Take the staircase to the fourth floor.



Bear in mind, the stairwell makes a stop at the mezzanine level so look for the fourth-floor sign.

A staff member will need to swipe you in.

